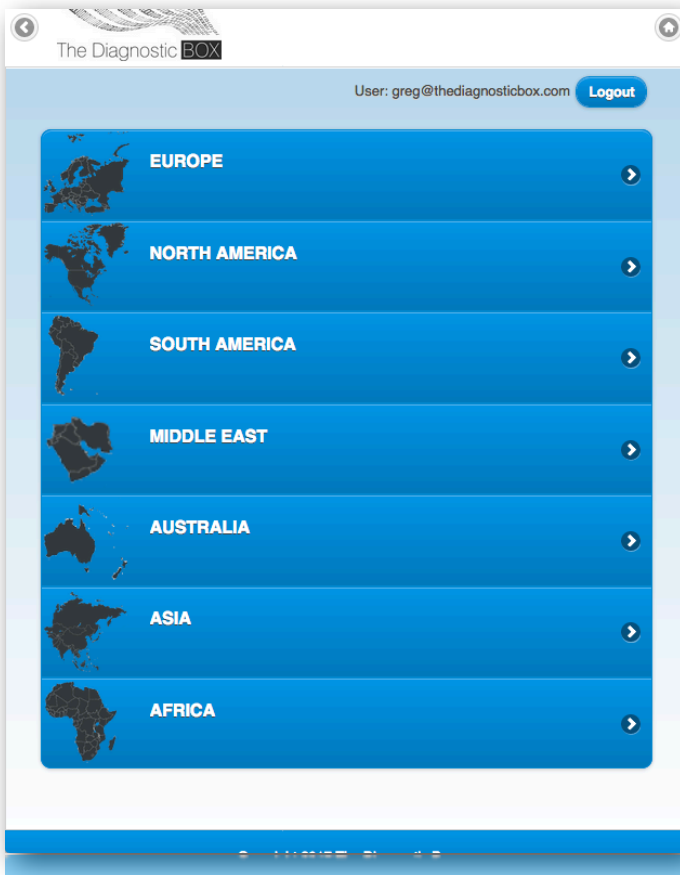


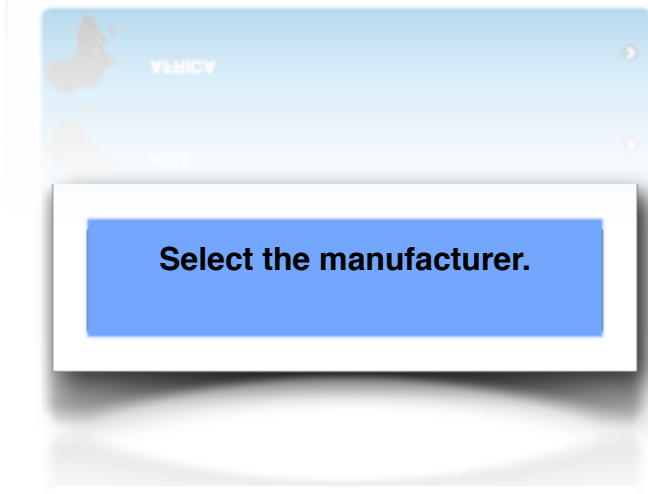
# WIKI KEY

The WIKI KEY app and web site provides you with all the technical information you need for key programming, remote control programming, pin code reading and any tips and tricks. The app can be downloaded for free from the Apple or the Google Play stores.

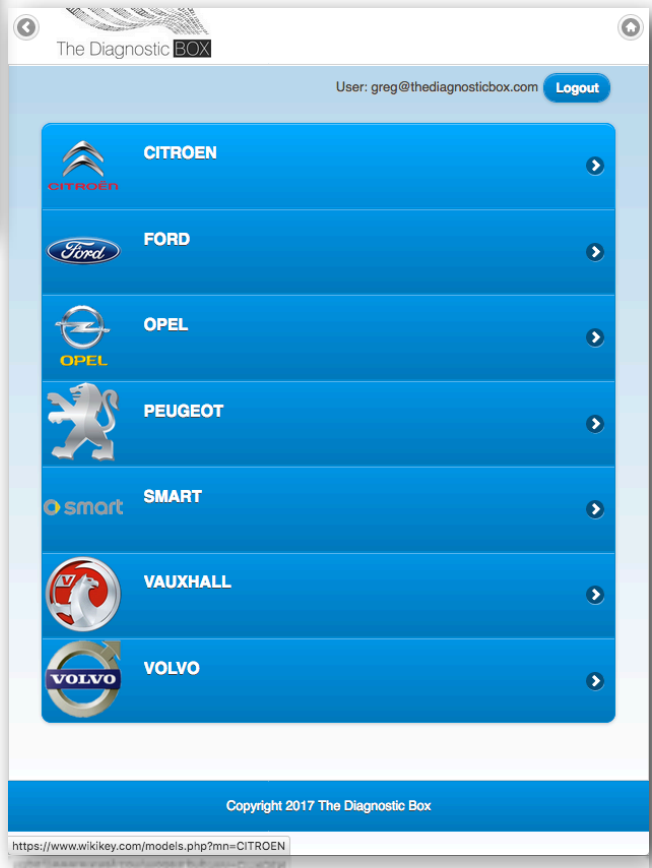
**PLEASE NOTE THE WIKI KEY APP ARE NOT AVAILABLE YET, JUST THE WEB SITE.**



Select the territory for the vehicle you are working on.



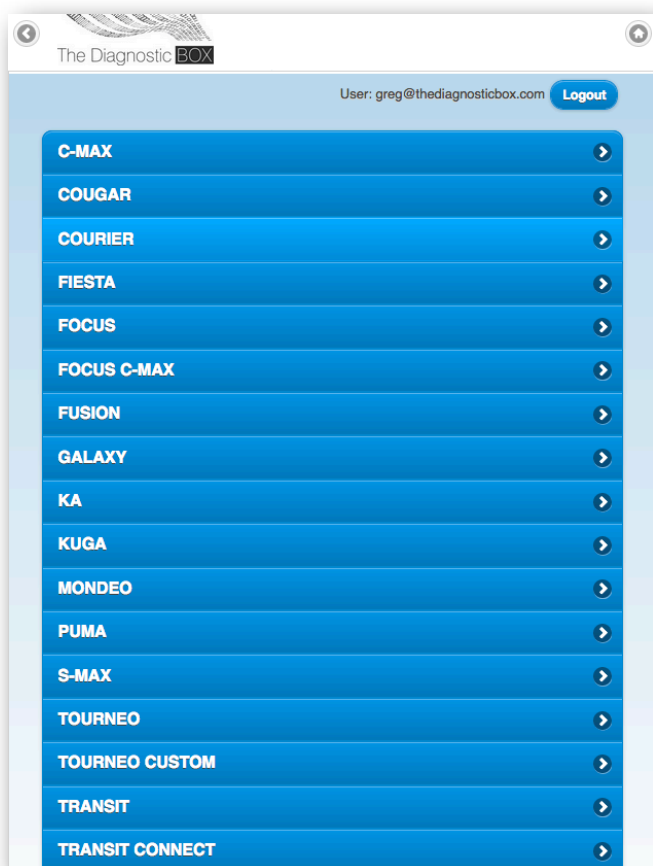
Select the manufacturer.



# WIKI KEY

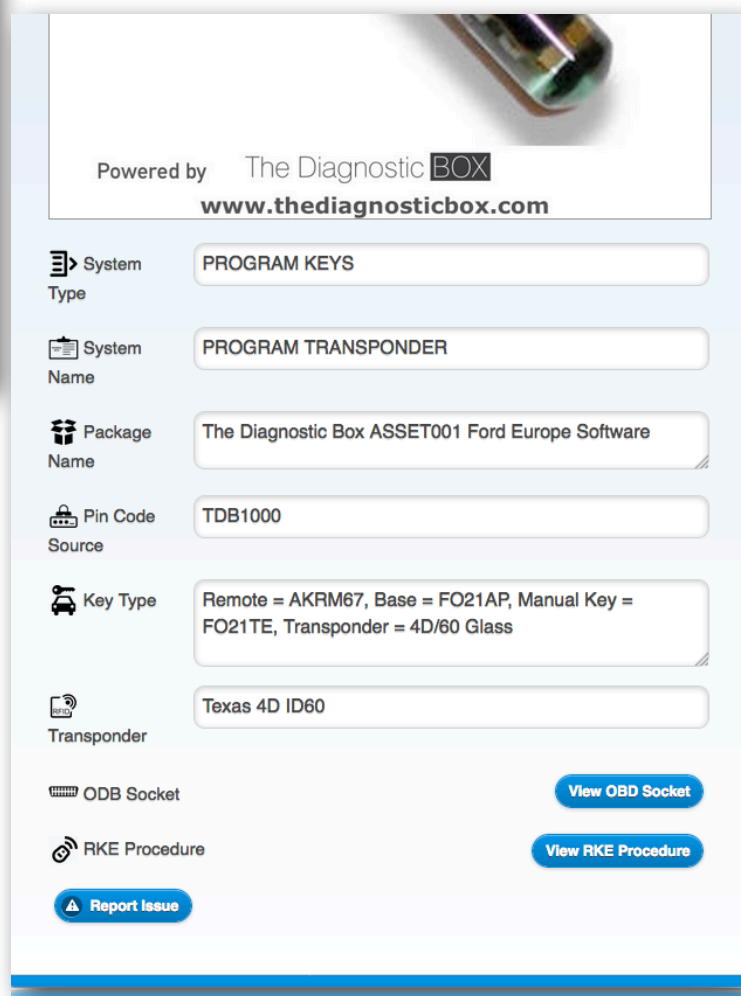
The WIKI KEY app and web site provides you with all the technical information you need for key programming, remote control programming, pin code reading and any tips and tricks. The app can be downloaded for free from the Apple or the Google Play stores.

**PLEASE NOTE THE WIKI KEY APP ARE NOT AVAILABLE YET, JUST THE WEB SITE.**



Select the vehicle model you are working on.

The information about the vehicle will be displayed.



# WIKI KEY


**Key Type** Remote = 1235189 / 1233541 / 1699827 Remote Base = FO21AP, Manual Key = FO21TE, Transponder = ID63

**Transponder** Texas 4D ID63 / 80BIT

**ODB Socket** [View OBD Socket](#)

**Video**

**TDB1000 Ford Cmax 2004 Key**



**RKE Procedure** [View RKE Procedure](#)

[Report Issue](#)

Copyright 2017 The Diagnostic Box

Select the vehicle model you are working on.

# WIKI KEY

## **REGISTRATION**

The WIKI KEY web site and app are protected, and a username and password is required to access this portal.

You will require a TDB1000 serial number, TDB1000 Subscription iD, password and email address for registration.

The TDB1000 serial number can be found on the back of the unit. The subscription iD can be found

The image shows a mobile application registration form titled "WIKIKey Registration" from "The Diagnostic BOX". The form includes the following fields: Username (Email), Password, Serial Number, Subscription Number, and Postcode. A blue "Register" button is located below the fields. Below the button, there is a link for "Already registered? Click here to Login". To the right of the form, six blue callout boxes with white text and arrows point to the corresponding input fields:

- Insert your email address
- Insert a password
- Insert your TDB1000 serial number
- Insert your subscription number
- Insert your Post Code or Zip code you used to register your TDB1000 at.

Copyright 2017 The Diagnostic Box